

# Household Waste Audit Data Sheet



Name:

Location:


Mentor:

Audit	Date	Location	No. of rubbish bags	% compostable	% Recyclable	% Rubbish
1st						
2nd						

\*Waste categories can be found on other side of this page

## Initial Audit (before mentoring)


**Household Rubbish Audit 1**






Enter your approximate percentages of recycling, compostables and rubbish into the pie chart and divide the chart into sections based on those percentages.

## On completion of mentoring (after)

**Household Rubbish Audit 2**



Compostable Materials	Recyclable Materials	Non-recyclable (Rubbish)
<p>Food waste</p> <p>Garden Waste</p> <p>Food contaminated paper</p> <p>Paper towels</p> <p>Coffee grinds/Tea bags</p> <p>Wood Ash</p> <p>Compostable packaging with the home compostable logo</p>    <p>Home Compostable</p>	<p>Steel &amp; Aluminium cans/tins]</p> <p>Aerosol cans (must be empty!)</p> <p>Glass Bottles &amp; Jars</p> <p>Plastic 1 (Soft drink/Water bottles, clean clear meat trays</p> <p>Plastic 2 (Milk bottles, Cleaners, Shampoo, dishwash liquid containers etc)</p> <p>Cardboard</p> <p>Paper</p>	<p>Plastic wrap</p> <p>Plastic bags</p> <p>Foil packets</p> <p>Polystyrene/Foam packaging and trays</p> <p>Tetrapak cartons</p> <p>Paper coffee cup/soft drink takeaway cups</p> <p>Straws and plastic cutlery</p> <p>Ice cream, yogurt containers</p> <p>Plastic lined paper</p> <p>Disposable Nappies</p>